



Screwdriving Technology

Automation

Air Motors

Air Tools

Air Tappers

Inline Design - Power Output: 250 W and 700 W (.33 / .94 HP)

Pistolgrip - Power Output: 150 W / 300 W / 400 W (.20 / .40 / .54 HP)

- highly durable
- simple operation
- reversible
- vertical / horizontal applications
- optimum power-to-weight ratio

Our tappers are well suited for the tapping of threads as well as the cleaning of threads in materials such as steel, aluminium and other alloys. Application areas include the automotive- and machine building industries. The tappers are equipped with a flexible chuck that perfectly guides the tap-insert and cuts a straight thread, even if the tapper is held at a slight angle.



DP 030-007ZRB12



DS 040-007BXR12



DP 040-003ZRB16



Easily tapping into steel and aluminium

Highly durable

The robust tool design assures the longevity of your tool - even when used in a 24/7 operating environment.

Simple operation

An ergonomic handling and a simple operation is assured for different applications and different tapping operations. The exchange of the tap-insert is easily done by a quick-change-chuck.

Reversible

All tappers are equipped with a reversible motor. The turn direction is activated either by trigger or push-pull.

Vertical application

For more support during a vertical tapping operation, we recommend the use of a linear stand or balancer. Work place equipment may be found in our catalogue no. D 3340.

Optimum power-to-weight ratio

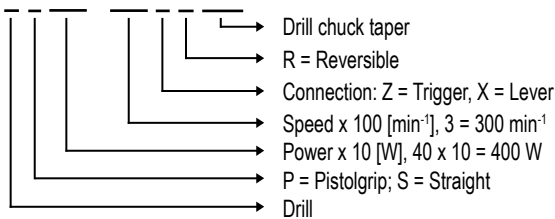
The innovative motor construction in connection with an effective gearing and the use of magnesium alloy for the motor housing, assures the best possible power-to-weight ratio.



Závitořez typu DP 030-007ZRB12

TYPE KEY

D P 040 - 003 Z R B16



Accessories

Our experts will help you to choose correct accessories.

Standard Equipment:

Tap holder



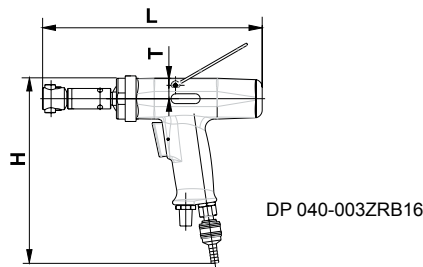
Optional Accessories:

Quick-change drill chuck



SPECIFICATIONS - TAPPERS - PISTOLGRIP

Tappers - Pistolgrip - Tapping into steel and aluminium up to M14, power output 150 W / 300 W / 400 W



Tapper	Model	DP 015-006ZRB10	DP 030-007ZRB12	DP 040-003ZRB16
Start and reverse by trigger	Part No.	3235131C	3023731A	302964A
Tapping into steel		M5	M8	M14
Tapping into aluminium		M6	M10	M14
Tap holder				
- Tap holder - capacity	mm (in)	3 - 9 (1/8"-3/8")	3 - 9 (1/8"-3/8")	3 - 9 (1/8"-3/8")
- Taper DIN 238	mm (in)	B10	B12	B16
Speed (no load) right	min ⁻¹ (rpm)	620	650	300
Speed (no load) left	min ⁻¹ (rpm)	660	550	250
Air consumption	m ³ /min (cfm)	0,35 (12.36)	0,4 (14.12)	0,5 (17.66)
Max. power output	W (hp)	150 (.20)	300 (.40)	400 (.54)
Distance from spindle center to outside of housing T	mm (in)	15 (.59)	22 (7/8")	27 (1-1/16")
Dimensions LxH	mm (in)	193 x 165 (7.60x6.50)	260 x 242 (10.24x9.53)	279 x 235 (10.98x9.25)
I.D. of air inlet hose	mm (in)	6 (1/4")	6 (1/4")	10 (13/32")
Weight	kg (lbs)	0,8 (1.76)	1,5 (3.31)	2,4 (5.29)
Air connection		G 1/4"a	G 1/4"a	G 3/8"a

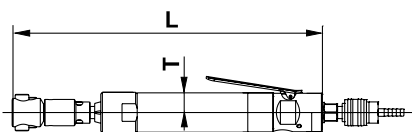
Specifications at 90 psi (6,3 bar)

Standard Equipment:	Part Number		
Quick-change coupler	804250	804251	804252
Nipple	323213	323214	804262
Tap holder	805090A	805091A	805092A
Side handle	-	-	301914A

Optional Accessories:	Part Number		
Side handle	-	333834A	Standard Equipment
Drill chuck (capacity mm)	804655 (0,5 - 6,5)	804650 (0,8 - 10)	804652 (1-13)
Quick-change drill chuck capacity	805095	805094	805093
Quick-change inserts (for blind thread) with safety clutch for taps with a shaft-dimension of			
Ø mm x mm			
3,5 x 2,7 (M3)	805100	-	-
4,5 x 3,4 (M4)	805101	-	-
6 x 4,9 (M5)	805102	-	-
6 x 4,9 (M6)	805103	805103	-
6 x 4,9 (M8)	-	805154	805156
7 x 5,5 (M10)	-	805155	805157
9 x 7 (M12)	-	-	805158
11 x 9 (M14)	-	-	805159
Quick-change drill chuck capacity 1-13 mm / B16	-	-	804663

SPECIFICATIONS - TAPPERS - INLINE DESIGN

Tappers - Inline Design - Tapping into steel up to M14 and tapping into aluminium up to M16. Power output 250 W / 700 W. For horizontal applications.



DS 040-007BXR12

Tappers	Model	DS 040-007BXR12		DS 070-003BXR16	
Start and reverse by lever	Part No.	3027701A		3028501B	
Tapping into steel		M6		M14	
Tapping into aluminium		M8		M16	
Tap holder					
- Tap holder - capacity	mm (in)	3 - 9	(1/8"-3/8")	3 - 9	(1/8"-3/8")
- Taper DIN 238	mm (in)	B12		B16	
Speed (no load) right	min ⁻¹ (rpm)	650		320	
Speed (no load) left	min ⁻¹ (rpm)	1 120		550	
Air consumption	m ³ /min (cfm)	0,4	(14.12)	0,9	(31.78)
Max. power output	W (hp)	250	(.34)	700	(.94)
Distance from spindle center to outside of housing T	mm (in)	20	(13/16")	25	(1")
Length L	mm (in)	295	(11.61)	390	(15.35)
I.D. of air inlet hose	mm (in)	6	(1/4")	10	(13/32")
Weight	kg (lbs)	1,5	(3.31)	2,9	(6.39)
Air connection		G 1/4"a		G 3/8"a	

Specifications at 90 psi (6,3 bar)

Standard Equipment:	Part Number	
Quick-change coupler	804251	804252
Nipple	323214	804262
Tap holder	805091A	805092A

Optional Accessories:	Part Number	
Supply (2 m) and exhaust hose (0,75 m)	314544A	314545A
Noise silencer (for exhaust hose)	313773	-
Drill chuck (capacity mm)	804650 (0,8 - 10)	804652 (1-13)
Quick-change drill chuck	805094	805093
Quick-change inserts (for blind thread) with safety clutch for taps with a shaft-dimension of		
∅ mm x mm		
6 x 4,9 (M6)	805103	
6 x 4,9 (M8)	805154	805156
7 x 5,5 (M10)	805155	805157
9 x 7 (M12)	-	805158
11 x 9 (M14)	-	805159
Quick-change drill chuck capacity 1-13 mm / B16	-	804663

DEPRAG
DEPRAG CZ a.s., Lázně Bělohrad



DEPRAG CZ a.s., T. G. Masaryka 113, 507 81 Lázně Bělohrad - Czech Republic
Tel.: +420-493 771 511, Fax: +420-493 771 623, E-mail: sales@deprag.cz, Internet: www.deprag.cz

Specifications subject to change without prior notice